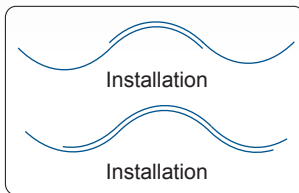
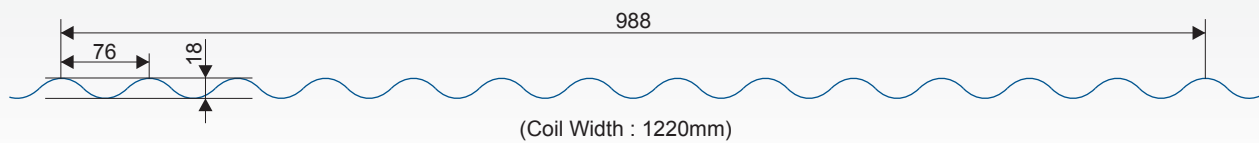
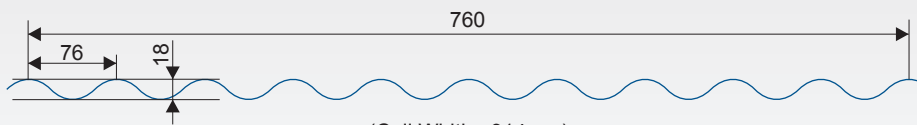



Technical Data Sheet

CORRUGATION PROFILE

SINUSOIDAL PROFILE

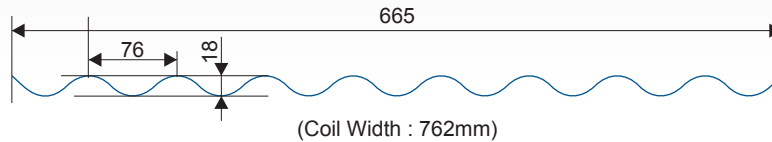
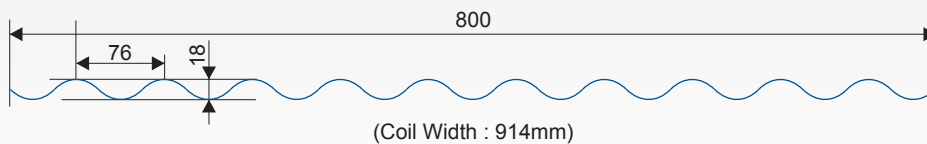
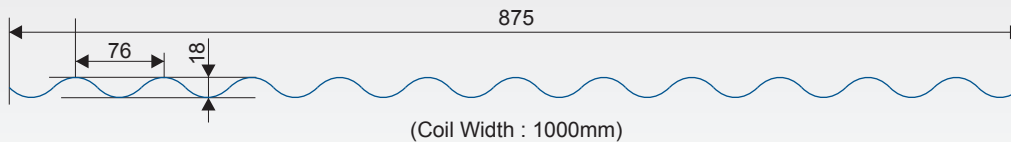


| | | |
|------------------|------------|-------------|
| INPUT COIL WIDTH | 914 mm | 1220 mm |
| COVER WIDTH | 760 ± 10mm | 988 ± 10mm |
| OVERALL WIDTH | 815 ± 15mm | 1060 ± 15mm |
| DEPTH | 18mm ± 2mm | 18mm ± 2mm |
| PITCH | 76mm ± 2mm | 76mm ± 2mm |

* Specific requirements available on request.

| | |
|-----------|--|
| Materials | Pre-painted Galume (Aluminium-Zinc coated) steel - Grade 240 Mpa |
| Thickness | 0.40mm to 0.60mm (Unpainted & Painted & Al-Zn Steel) Tolerance : ± 0.03mm |
| Lengths | Any Length from 1.0m to 7.0m |

NORMAL CORRUGATION



| | | | |
|-----------------------------|------------|------------|------------|
| INPUT COIL WIDTH | 762mm | 914mm | 1000mm |
| OUTPUT WIDTH OVERALL | 665mm | 800mm | 875mm |
| PITCH | 76mm ± 2mm | 76mm ± 2mm | 76mm ± 2mm |
| DEPTH | 18mm ± 2mm | 18mm ± 2mm | 18mm ± 2mm |
| NO. OF CORRUGATIONS / NALIS | 8/9 | 9/10 | 11/12 |

* Specific requirements available on request.

| | |
|-----------|--|
| Materials | Galvanised / Galume / Pre-painted steel Grade 300Mpa to 550 Mpa |
| Thickness | 0.18 - 0.60 ± 0.03mm |
| Lengths | 1000mm - 4200mm |